

**PRACOVNÉ  
DOSKY**  
SKLADOVÁ KOLEKCIA

# PRACOVNÉ DOSKY

## OBLASTI POUŽITIA

Pracovné dosky Duropal je možné použiť všade tam, kde sú kladené veľmi vysoké nároky na odolnosť povrchu a životnosť. Klasické oblasti použitia sú vďaka svojim hygienickým výhodám v moderných kuchyniach a kúpeľniach, jedálňach a reštauráciách, ako aj v ordináciách lekárov, v laboratóriách a predajniach, ale aj pre priemyselné a komerčné pracoviská.

## VLASTNOSTI PRODUKTU

**Štandard produktu:** EN 13894-1

**Materiál jadra:** ClassicBoard P2 CARB2, Nízkoemisné drevotrieskové jadro typu P2 podľa EN 312, vhodné pre nenosné účely v suchých priestoroch.

**Trieda emisií formaldehydu:** E1 E05, CARB fáza 2 / TSCA hlava VI

**Antimikrobiálny účinok:** Povrch s antimikrobiálnym účinkom za 24 hodín na úpravu interiéru a povrchovú úpravu - Metodika testu JIS Z 2801 / ISO 22196

**Bezpečnosť produktu:** Tento produkt sa riadi nariadením REACH ES 1907/2006. Podľa článku 7 nemusí byť registrovaná. Povrch je fyziologicky bezpečný a schválený pre priamy styk s potravinami podľa zákona č. k nariadeniu (EÚ) č.10/2011. Panely vyrábame bez použitia halogénov, ťažkých kovov, konzervačných látok, prostriedkov na ochranu dreva alebo organických rozpúšťadiel.

**Špeciálne:** Na požiadanie je k dispozícii certifikácia FSC alebo certifikácia PEFC.



## Pracovné dosky skladová kolekcia Pfleiderer



| DEKOR    | NÁZOV                   | 38/600/4100 | 38/900/4100 | HPL<br>0,8/1300/4100 | Zástena<br>9,2/600/4100 |
|----------|-------------------------|-------------|-------------|----------------------|-------------------------|
| F76001SD | LOFTEC                  | ✓           | ✓           | ✓                    | ✓                       |
| F76016VO | FLASH BLACK             | ✓           | ✓           | ✓                    | ✓                       |
| F76026CR | CERAMICO ROST           | ✓           | ✓           | ✓                    | ✓                       |
| F76028FG | RABAC                   | ✓           | ✓           | ✓                    | ✓                       |
| F76044SD | BELLATO GRAU            | ✓           | ✓           | ✓                    | ✓                       |
| F76112SD | INOX GRAU               | ✓           | ✓           | ✓                    | ✓                       |
| F76113SD | METEX SILBER            | ✓           | ✓           | ✓                    | ✓                       |
| F76142CR | TERRACOTTA              | ✓           | ✓           | ✓                    | ✓                       |
| F76145CR | TAZIO                   | ✓           | ✓           | ✓                    | ✓                       |
| F76146SD | TERRAZZO BRONZE         | ✓           | ✓           | ✓                    | ✓                       |
| F79934SD | FERRO SCHWARZ           | ✓           | ✓           | ✓                    | ✓                       |
| R20027RT | PALE LANCELOT OAK       | ✓           | ✓           | ✓                    | ✓                       |
| R20039RT | SONOMA EICHE GRAU       | ✓           | ✓           | ✓                    | ✓                       |
| R20065NY | MOUNTAIN OAK DUNKEL     | ✓           | ✓           | ✓                    | ✓                       |
| R20128RT | SONOMA EICHE HELL       | ✓           | ✓           | ✓                    | ✓                       |
| R20231FG | EICHE TORINO            | ✓           | ✓           | ✓                    | ✓                       |
| R20347FG | SALOON                  | ✓           | ✓           | ✓                    | ✓                       |
| R20348NY | EICHE GEOLT             | ✓           | ✓           | ✓                    | ✓                       |
| R20349NY | EICHE TANGRAM           | ✓           | ✓           | ✓                    | ✓                       |
| R20351NY | FLAMED WOOD             | ✓           | ✓           | ✓                    | ✓                       |
| R27001VV | KONIGSAHORN             | ✓           | ✓           | ✓                    | ✓                       |
| R30023VV | NUSBLOCK                | ✓           | ✓           | ✓                    | ✓                       |
| R30135NY | OKAPI WALNUR            | ✓           | ✓           | ✓                    | ✓                       |
| R34032NY | PORTLAND ASH SCHWARZ    | ✓           | ✓           | ✓                    | ✓                       |
| R48036VV | FLINTWOOD               | ✓           | ✓           | ✓                    | ✓                       |
| R55073SD | SAND PINE               | ✓           | ✓           | ✓                    | ✓                       |
| S60011FG | SMOOTH CONCRETE GRAPHIT | ✓           | ✓           | ✓                    | ✓                       |
| S60019CR | CRICK                   | ✓           | ✓           | ✓                    | ✓                       |

## Pracovné dosky skladová kolekcia Pfleiderer

| DEKOR    | NÁZOV                        | 38/600/4100 | 38/900/4100 | HPL<br>0,8/1300/4100 | Zástená<br>9,2/600/4100 |
|----------|------------------------------|-------------|-------------|----------------------|-------------------------|
| S61011VO | IPANEMA WEIS                 | ✓           | ✓           | ✓                    | ✓                       |
| S61034SD | BEOLA GRIGA                  | ✓           | ✓           | ✓                    | ✓                       |
| S63007SD | ORIENTAL STONE BROWN         | ✓           | ✓           | ✓                    | ✓                       |
| S63009SD | MRAMOR CARRARA               | ✓           | ✓           | ✓                    | ✓                       |
| S63013FG | TRASIMENO BASALT             | ✓           | ✓           | ✓                    | ✓                       |
| S63014MS | MARMO ROMA                   | ✓           | ✓           | ✓                    | ✓                       |
| S63021Sd | BRECCIA PARADISO             | ✓           | ✓           | ✓                    | ✓                       |
| S63027SD | EL GRECO                     | ✓           | ✓           | ✓                    | ✓                       |
| S63028SD | NERO PORTORO                 | ✓           | ✓           | ✓                    | ✓                       |
| S63035SD | TREBBIA STONE                | ✓           | ✓           | ✓                    | ✓                       |
| S63044MS | CAVIAR BLACK                 | ✓           | ✓           | ✓                    | ✓                       |
| S63045MS | INDIA WHITE                  | ✓           | ✓           | ✓                    | ✓                       |
| S64011FG | DEEP SLATE                   | ✓           | ✓           | ✓                    | ✓                       |
| S68013SD | SPECKSTEIN SCHWARZ           | ✓           | ✓           | ✓                    | ✓                       |
| S68025MS | KINGS MARBLE GREEN           | ✓           | ✓           | ✓                    | ✓                       |
| S68027FG | ROMAN MOSAIK GRAU            | ✓           | ✓           | ✓                    | ✓                       |
| S68034SD | ESPRESSO                     | ✓           | ✓           | ✓                    | ✓                       |
| S68036SD | CENTO                        | ✓           | ✓           | ✓                    | ✓                       |
| S68039MS | TERRAZZO CLASSICO<br>SCHWARZ | ✓           | ✓           | ✓                    | ✓                       |
| S68048FG | ABRUZZO COLORE               | ✓           | ✓           | ✓                    | ✓                       |
| S68049FG | ABRUZZO NATURALE             | ✓           | ✓           | ✓                    | ✓                       |
| S68050SD | CALYPSO                      | ✓           | ✓           | ✓                    | ✓                       |
| U11026SD | KRISTALLWEIS                 | ✓           | ✓           | ✓                    | ✓                       |
| U11102XM | KRIEDE                       | ✓           | ✓           | ✓                    | ✓                       |
| U12044XM | STUCCO ČIERNY                | ✓           | ✓           | ✓                    | ✓                       |
| U12187SD | LICHTGRAU                    | ✓           | ✓           | ✓                    | ✓                       |
| U12290MP | ANTHRAZITGRAU                | ✓           | ✓           | ✓                    | ✓                       |

Výsek

Celá platňa

F76001 SD

**Loftec**

Obj.číslo:


Rozmer:

**90-3976001** 38 / 600 / 4100 mm PD

**90-4076001** 38 / 900 / 4100 mm PD

**90-1076001** 9,2 / 600 / 4100 mm Zástena

**90-0876001** 0,8/1300/4100 mm HPL



F76016 VO

**Flash black**

Obj.číslo:



Rozmer:

**90-3976016** 38 / 600 / 4100 mm PD

**90-4076016** 38 / 900 / 4100 mm PD

**90-1076016** 9,2 / 600 / 4100 mm Zástena

**90-0876016** 0,8/1300/4100 mm HPL



F76026 CR

**Ceramico rost**

Obj.číslo:


Rozmer:

**90-3976026** 38 / 600 / 4100 mm PD

**90-4076026** 38 / 900 / 4100 mm PD

**90-1076026** 9,2 / 600 / 4100 mm Zástena

**90-0876026** 0,8/1300/4100 mm HPL



F76028 FG

**Rabac**

Obj.číslo:



Rozmer:

**90-3976028** 38 / 600 / 4100 mm PD

**90-4076028** 38 / 900 / 4100 mm PD

**90-1076028** 9,2 / 600 / 4100 mm Zástena

**90-0876028** 0,8/1300/4100 mm HPL



Výsek

Celá platňa

F76044 SD

**Bellato grau**

Obj.číslo:      Rozmer:

|                   |                      |         |
|-------------------|----------------------|---------|
| <b>90-3976044</b> | 38 / 600 / 4100 mm   | PD      |
| <b>90-4076044</b> | 38 / 900 / 4100 mm   | PD      |
| <b>90-1076044</b> | 9,2 / 600 / 4100 mm  | Zástena |
| <b>90-0876044</b> | 0,8 / 1300 / 4100 mm | HPL     |



F76112 SD

**Inox grau**

Obj.číslo:      Rozmer:

|                   |                      |         |
|-------------------|----------------------|---------|
| <b>90-3976112</b> | 38 / 600 / 4100 mm   | PD      |
| <b>90-4076112</b> | 38 / 900 / 4100 mm   | PD      |
| <b>90-1076112</b> | 9,2 / 600 / 4100 mm  | Zástena |
| <b>90-0876112</b> | 0,8 / 1300 / 4100 mm | HPL     |



F76113 SD

**Metex silber**

Obj.číslo:      Rozmer:

|                   |                      |         |
|-------------------|----------------------|---------|
| <b>90-3976113</b> | 38 / 600 / 4100 mm   | PD      |
| <b>90-4076113</b> | 38 / 900 / 4100 mm   | PD      |
| <b>90-1076113</b> | 9,2 / 600 / 4100 mm  | Zástena |
| <b>90-0876113</b> | 0,8 / 1300 / 4100 mm | HPL     |





F76142 CR

**Terracotta**

Obj.číslo:      Rozmer:

|                   |                      |         |
|-------------------|----------------------|---------|
| <b>90-3976142</b> | 38 / 600 / 4100 mm   | PD      |
| <b>90-4076142</b> | 38 / 900 / 4100 mm   | PD      |
| <b>90-1076142</b> | 9,2 / 600 / 4100 mm  | Zástena |
| <b>90-0876142</b> | 0,8 / 1300 / 4100 mm | HPL     |



Výsek

Celá platňa

F76145 CR

**Tazio**

Obj.číslo:

Rozmer:

**90-3976145** 38 / 600 / 4100 mm PD

**90-4076145** 38 / 900 / 4100 mm PD

**90-1076145** 9,2 / 600 / 4100 mm Zástena

**90-0876145** 0,8/1300/4100 mm HPL



F76146 SD

**Terrazzo bronze**

Obj.číslo:



Rozmer:

**90-3976146** 38 / 600 / 4100 mm PD

**90-4076146** 38 / 900 / 4100 mm PD

**90-1076146** 9,2 / 600 / 4100 mm Zástena

**90-0876146** 0,8/1300/4100 mm HPL



F79934 SD

**Ferro schwarz**

Obj.číslo:



Rozmer:

**90-3979934** 38 / 600 / 4100 mm PD

**90-4079934** 38 / 900 / 4100 mm PD

**90-1079934** 9,2 / 600 / 4100 mm Zástena

**90-0879934** 0,8/1300/4100 mm HPL



R20027 RT

**Pale Lancelot Oak**

Obj.číslo:


Rozmer:

**90-3920027** 38 / 600 / 4100 mm PD

**90-4020027** 38 / 900 / 4100 mm PD

**90-1020027** 9,2 / 600 / 4100 mm Zástena

**90-0820027** 0,8/1300/4100 mm HPL



Výsek

Celá platňa

R20039 RT

**Sonoma Eiche grau**

Obj.číslo:      Rozmer:

|                   |                     |         |
|-------------------|---------------------|---------|
| <b>90-3920039</b> | 38 / 600 / 4100 mm  | PD      |
| <b>90-4020039</b> | 38 / 900 / 4100 mm  | PD      |
| <b>90-1020039</b> | 9,2 / 600 / 4100 mm | Zástena |
| <b>90-0820039</b> | 0,8/1300/4100mm     | HPL     |




R20065 NY

**Mountain Oak dunkel**

Obj.číslo:      Rozmer:

|                   |                     |         |
|-------------------|---------------------|---------|
| <b>90-3920065</b> | 38 / 600 / 4100 mm  | PD      |
| <b>90-4020065</b> | 38 / 900 / 4100 mm  | PD      |
| <b>90-1020065</b> | 9,2 / 600 / 4100 mm | Zástena |
| <b>90-0820065</b> | 0,8/1300/4100mm     | HPL     |



R20128 RT

**Sonoma Eiche hell**

Obj.číslo:      Rozmer:

|                   |                     |         |
|-------------------|---------------------|---------|
| <b>90-3920128</b> | 38 / 600 / 4100 mm  | PD      |
| <b>90-4020128</b> | 38 / 900 / 4100 mm  | PD      |
| <b>90-1020128</b> | 9,2 / 600 / 4100 mm | Zástena |
| <b>90-0820128</b> | 0,8/1300/4100mm     | HPL     |



R20231 FG

**Eiche Torino**

Obj.číslo:      Rozmer:

|                   |                     |         |
|-------------------|---------------------|---------|
| <b>90-3920231</b> | 38 / 600 / 4100 mm  | PD      |
| <b>90-4020231</b> | 38 / 900 / 4100 mm  | PD      |
| <b>90-1020231</b> | 9,2 / 600 / 4100 mm | Zástena |
| <b>90-0820231</b> | 0,8/1300/4100mm     | HPL     |





Výsek


Celá platňa

R20347 FG

**Saloon**

Obj.číslo: Rozmer:

|                   |                      |         |
|-------------------|----------------------|---------|
| <b>90-3920347</b> | 38 / 600 / 4100 mm   | PD      |
| <b>90-4020347</b> | 38 / 900 / 4100 mm   | PD      |
| <b>90-1020347</b> | 9,2 / 600 / 4100 mm  | Zástena |
| <b>90-0820347</b> | 0,8 / 1300 / 4100 mm | HPL     |



R20348 NY

**Eiche geolt**

Obj.číslo: Rozmer:

|                   |                      |         |
|-------------------|----------------------|---------|
| <b>90-3920348</b> | 38 / 600 / 4100 mm   | PD      |
| <b>90-4020348</b> | 38 / 900 / 4100 mm   | PD      |
| <b>90-1020348</b> | 9,2 / 600 / 4100 mm  | Zástena |
| <b>90-0820348</b> | 0,8 / 1300 / 4100 mm | HPL     |




R20349 NY

**Eiche Tangram**

Obj.číslo: Rozmer:

|                   |                      |         |
|-------------------|----------------------|---------|
| <b>90-3920349</b> | 38 / 600 / 4100 mm   | PD      |
| <b>90-4020349</b> | 38 / 900 / 4100 mm   | PD      |
| <b>90-1020349</b> | 9,2 / 600 / 4100 mm  | Zástena |
| <b>90-0820349</b> | 0,8 / 1300 / 4100 mm | HPL     |



R20351 NY

**Flamed Wood**

Obj.číslo: Rozmer:

|                   |                      |         |
|-------------------|----------------------|---------|
| <b>90-3920351</b> | 38 / 600 / 4100 mm   | PD      |
| <b>90-4020351</b> | 38 / 900 / 4100 mm   | PD      |
| <b>90-1020351</b> | 9,2 / 600 / 4100 mm  | Zástena |
| <b>90-0820351</b> | 0,8 / 1300 / 4100 mm | HPL     |



Výsek


Celá platňa

R27001 VV

**Konigsahorn**

Obj.číslo:      Rozmer:

|                   |                      |         |
|-------------------|----------------------|---------|
| <b>90-3927001</b> | 38 / 600 / 4100 mm   | PD      |
| <b>90-4027001</b> | 38 / 900 / 4100 mm   | PD      |
| <b>90-1027001</b> | 9,2 / 600 / 4100 mm  | Zástena |
| <b>90-0827001</b> | 0,8 / 1300 / 4100 mm | HPL     |




R30023 VV

**Nusblock**

Obj.číslo:      Rozmer:

|                   |                      |         |
|-------------------|----------------------|---------|
| <b>90-3930023</b> | 38 / 600 / 4100 mm   | PD      |
| <b>90-4030023</b> | 38 / 900 / 4100 mm   | PD      |
| <b>90-1030023</b> | 9,2 / 600 / 4100 mm  | Zástena |
| <b>90-0830023</b> | 0,8 / 1300 / 4100 mm | HPL     |




R30135 NY

**Okapi Walnur**

Obj.číslo:      Rozmer:

|                   |                      |         |
|-------------------|----------------------|---------|
| <b>90-3930135</b> | 38 / 600 / 4100 mm   | PD      |
| <b>90-4030135</b> | 38 / 900 / 4100 mm   | PD      |
| <b>90-1030135</b> | 9,2 / 600 / 4100 mm  | Zástena |
| <b>90-0830135</b> | 0,8 / 1300 / 4100 mm | HPL     |




R34032 NY

**Portland Ash schwarz**

Obj.číslo:      Rozmer:

|                   |                      |         |
|-------------------|----------------------|---------|
| <b>90-3934032</b> | 38 / 600 / 4100 mm   | PD      |
| <b>90-4034032</b> | 38 / 900 / 4100 mm   | PD      |
| <b>90-1034032</b> | 9,2 / 600 / 4100 mm  | Zástena |
| <b>90-0834032</b> | 0,8 / 1300 / 4100 mm | HPL     |



Výsek

Celá platňa

R48036 VV

**Flintwood**

Obj.číslo:


Rozmer:

**90-3948036** 38 / 600 / 4100 mm PD

**90-4048036** 38 / 900 / 4100 mm PD

**90-1048036** 9,2 / 600 / 4100 mm Zástena

**90-0848036** 0,8 / 1300 / 4100 mm HPL



R55073 SD

**Sand Pine**

Obj.číslo:

Rozmer:

**90-3955073** 38 / 600 / 4100 mm PD

**90-4055073** 38 / 900 / 4100 mm PD

**90-1055073** 9,2 / 600 / 4100 mm Zástena

**90-0855073** 0,8 / 1300 / 4100 mm HPL



S60011 FG

**Smooth Concrete graphit**

Obj.číslo:



Rozmer:

**90-3960011** 38 / 600 / 4100 mm PD

**90-4060011** 38 / 900 / 4100 mm PD

**90-1060011** 9,2 / 600 / 4100 mm Zástena

**90-0860011** 0,8 / 1300 / 4100 mm HPL



S60019 CR

**Crick**

Obj.číslo:



Rozmer:

**90-3960019** 38 / 600 / 4100 mm PD

**90-4060019** 38 / 900 / 4100 mm PD

**90-1060019** 9,2 / 600 / 4100 mm Zástena

**90-0860019** 0,8 / 1300 / 4100 mm HPL



Výsek

Celá platňa

S61011 VO

**Ipanema weis**

Obj.číslo:      Rozmer:

|                   |                      |         |
|-------------------|----------------------|---------|
| <b>90-3961011</b> | 38 / 600 / 4100 mm   | PD      |
| <b>90-4061011</b> | 38 / 900 / 4100 mm   | PD      |
| <b>90-1061011</b> | 9,2 / 600 / 4100 mm  | Zástena |
| <b>90-0861011</b> | 0,8 / 1300 / 4100 mm | HPL     |



S61034 SD

**Beola Griga**

Obj.číslo:      Rozmer:

|                   |                      |         |
|-------------------|----------------------|---------|
| <b>90-3961034</b> | 38 / 600 / 4100 mm   | PD      |
| <b>90-4061034</b> | 38 / 900 / 4100 mm   | PD      |
| <b>90-1061034</b> | 9,2 / 600 / 4100 mm  | Zástena |
| <b>90-0861034</b> | 0,8 / 1300 / 4100 mm | HPL     |





S63007 SD

**Oriental Stone brown**

Obj.číslo:      Rozmer:

|                   |                      |         |
|-------------------|----------------------|---------|
| <b>90-3963007</b> | 38 / 600 / 4100 mm   | PD      |
| <b>90-4063007</b> | 38 / 900 / 4100 mm   | PD      |
| <b>90-1063007</b> | 9,2 / 600 / 4100 mm  | Zástena |
| <b>90-0863007</b> | 0,8 / 1300 / 4100 mm | HPL     |



S63009 SD

**Mramor Carrara**

Obj.číslo:      Rozmer:

|                   |                      |         |
|-------------------|----------------------|---------|
| <b>90-3963009</b> | 38 / 600 / 4100 mm   | PD      |
| <b>90-4063009</b> | 38 / 900 / 4100 mm   | PD      |
| <b>90-1063009</b> | 9,2 / 600 / 4100 mm  | Zástena |
| <b>90-0863009</b> | 0,8 / 1300 / 4100 mm | HPL     |



Výsek



Celá platňa

S63013 FG

**Trasimeno basalt**

Obj.číslo: Rozmer:

|                   |                      |         |
|-------------------|----------------------|---------|
| <b>90-3963013</b> | 38 / 600 / 4100 mm   | PD      |
| <b>90-4063013</b> | 38 / 900 / 4100 mm   | PD      |
| <b>90-1063013</b> | 9,2 / 600 / 4100 mm  | Zástena |
| <b>90-0863013</b> | 0,8 / 1300 / 4100 mm | HPL     |




S63014 MS

**Marmo Roma**

Obj.číslo: Rozmer:

|                   |                      |         |
|-------------------|----------------------|---------|
| <b>90-3963014</b> | 38 / 600 / 4100 mm   | PD      |
| <b>90-4063014</b> | 38 / 900 / 4100 mm   | PD      |
| <b>90-1063014</b> | 9,2 / 600 / 4100 mm  | Zástena |
| <b>90-0863014</b> | 0,8 / 1300 / 4100 mm | HPL     |




S63021 SD

**Breccia Paradiso**

Obj.číslo: Rozmer:

|                   |                      |         |
|-------------------|----------------------|---------|
| <b>90-3963021</b> | 38 / 600 / 4100 mm   | PD      |
| <b>90-4063021</b> | 38 / 900 / 4100 mm   | PD      |
| <b>90-1063021</b> | 9,2 / 600 / 4100 mm  | Zástena |
| <b>90-0863021</b> | 0,8 / 1300 / 4100 mm | HPL     |




S63027 SD

**El Greco**

Obj.číslo: Rozmer:

|                   |                      |         |
|-------------------|----------------------|---------|
| <b>90-3963027</b> | 38 / 600 / 4100 mm   | PD      |
| <b>90-4063027</b> | 38 / 900 / 4100 mm   | PD      |
| <b>90-1063027</b> | 9,2 / 600 / 4100 mm  | Zástena |
| <b>90-0863027</b> | 0,8 / 1300 / 4100 mm | HPL     |



Výsek

Celá platňa

S63028 SD

**Nero Portoro**

Obj.číslo:      Rozmer:

|                   |                     |         |
|-------------------|---------------------|---------|
| <b>90-3963028</b> | 38 / 600 / 4100 mm  | PD      |
| <b>90-4063028</b> | 38 / 900 / 4100 mm  | PD      |
| <b>90-1063028</b> | 9,2 / 600 / 4100 mm | Zástena |
| <b>90-0863028</b> | 0,8/1300/4100mm     | HPL     |



S63035 SD

**Trebbia Stone**

Obj.číslo:      Rozmer:

|                   |                     |         |
|-------------------|---------------------|---------|
| <b>90-3963035</b> | 38 / 600 / 4100 mm  | PD      |
| <b>90-4063035</b> | 38 / 900 / 4100 mm  | PD      |
| <b>90-1063035</b> | 9,2 / 600 / 4100 mm | Zástena |
| <b>90-0863035</b> | 0,8/1300/4100mm     | HPL     |





S63044 MS

**Caviar black**

Obj.číslo:      Rozmer:

|                   |                     |         |
|-------------------|---------------------|---------|
| <b>90-3963044</b> | 38 / 600 / 4100 mm  | PD      |
| <b>90-4063044</b> | 38 / 900 / 4100 mm  | PD      |
| <b>90-1063044</b> | 9,2 / 600 / 4100 mm | Zástena |
| <b>90-0863044</b> | 0,8/1300/4100mm     | HPL     |




S63045 MS

**India white**

Obj.číslo:      Rozmer:

|                   |                     |         |
|-------------------|---------------------|---------|
| <b>90-3963045</b> | 38 / 600 / 4100 mm  | PD      |
| <b>90-4063045</b> | 38 / 900 / 4100 mm  | PD      |
| <b>90-1063045</b> | 9,2 / 600 / 4100 mm | Zástena |
| <b>90-0863045</b> | 0,8/1300/4100mm     | HPL     |



Výsek

Celá platňa

S64011 FG

**Deep Slate**

Obj.číslo: Rozmer:

|                   |                      |         |
|-------------------|----------------------|---------|
| <b>90-3964011</b> | 38 / 600 / 4100 mm   | PD      |
| <b>90-4064011</b> | 38 / 900 / 4100 mm   | PD      |
| <b>90-1064011</b> | 9,2 / 600 / 4100 mm  | Zástena |
| <b>90-0864011</b> | 0,8 / 1300 / 4100 mm | HPL     |




S68013 SD

**Speckstein schwarz**

Obj.číslo: Rozmer:

|                   |                      |         |
|-------------------|----------------------|---------|
| <b>90-3968013</b> | 38 / 600 / 4100 mm   | PD      |
| <b>90-4068013</b> | 38 / 900 / 4100 mm   | PD      |
| <b>90-1068013</b> | 9,2 / 600 / 4100 mm  | Zástena |
| <b>90-0868013</b> | 0,8 / 1300 / 4100 mm | HPL     |




S68025 MS

**Kings Marble green**

Obj.číslo: Rozmer:

|                   |                      |         |
|-------------------|----------------------|---------|
| <b>90-3968025</b> | 38 / 600 / 4100 mm   | PD      |
| <b>90-4068025</b> | 38 / 900 / 4100 mm   | PD      |
| <b>90-1068025</b> | 9,2 / 600 / 4100 mm  | Zástena |
| <b>90-0868025</b> | 0,8 / 1300 / 4100 mm | HPL     |




S68027 FG

**Roman Mosaik grau**

Obj.číslo: Rozmer:

|                   |                      |         |
|-------------------|----------------------|---------|
| <b>90-3968027</b> | 38 / 600 / 4100 mm   | PD      |
| <b>90-4068027</b> | 38 / 900 / 4100 mm   | PD      |
| <b>90-1068027</b> | 9,2 / 600 / 4100 mm  | Zástena |
| <b>90-0868027</b> | 0,8 / 1300 / 4100 mm | HPL     |



Výsek



Celá platňa

S68034 SD

**Espresso**

Obj.číslo:      Rozmer:

|                   |                      |         |
|-------------------|----------------------|---------|
| <b>90-3968034</b> | 38 / 600 / 4100 mm   | PD      |
| <b>90-4068034</b> | 38 / 900 / 4100 mm   | PD      |
| <b>90-1068034</b> | 9,2 / 600 / 4100 mm  | Zástena |
| <b>90-0868034</b> | 0,8 / 1300 / 4100 mm | HPL     |




S68036 SD

**Cento**

Obj.číslo:      Rozmer:

|                   |                      |         |
|-------------------|----------------------|---------|
| <b>90-3968036</b> | 38 / 600 / 4100 mm   | PD      |
| <b>90-4068036</b> | 38 / 900 / 4100 mm   | PD      |
| <b>90-1068036</b> | 9,2 / 600 / 4100 mm  | Zástena |
| <b>90-0868036</b> | 0,8 / 1300 / 4100 mm | HPL     |





S68039 MS

**Terrazzo Classico schwarz**

Obj.číslo:      Rozmer:

|                   |                      |         |
|-------------------|----------------------|---------|
| <b>90-3968039</b> | 38 / 600 / 4100 mm   | PD      |
| <b>90-4068039</b> | 38 / 900 / 4100 mm   | PD      |
| <b>90-1068039</b> | 9,2 / 600 / 4100 mm  | Zástena |
| <b>90-0868039</b> | 0,8 / 1300 / 4100 mm | HPL     |





S68048 FG

**Abruzzo colore**

Obj.číslo:      Rozmer:

|                   |                      |         |
|-------------------|----------------------|---------|
| <b>90-3968048</b> | 38 / 600 / 4100 mm   | PD      |
| <b>90-4068048</b> | 38 / 900 / 4100 mm   | PD      |
| <b>90-1068048</b> | 9,2 / 600 / 4100 mm  | Zástena |
| <b>90-0868048</b> | 0,8 / 1300 / 4100 mm | HPL     |





Výsek

Celá platňa

S68049 FG

**Abruzzo naturale**

Obj.číslo:


Rozmer:

**90-3968049** 38 / 600 / 4100 mm PD

**90-4068049** 38 / 900 / 4100 mm PD

**90-1068049** 9,2 / 600 / 4100 mm Zástena

**90-0868049** 0,8/1300/4100mm HPL



S68050 SD

**Calypso**

Obj.číslo:


Rozmer:

**90-3968050** 38 / 600 / 4100 mm PD

**90-4068050** 38 / 900 / 4100 mm PD

**90-1068050** 9,2 / 600 / 4100 mm Zástena

**90-0868050** 0,8/1300/4100mm HPL



U11026 SD

**Kristallweis**

Obj.číslo:



Rozmer:

**90-3911026** 38 / 600 / 4100 mm PD

**90-4011026** 38 / 900 / 4100 mm PD

**90-1011026** 9,2 / 600 / 4100 mm Zástena

**90-0811026** 0,8/1300/4100mm HPL



U11102 XM

**Kriede**

Obj.číslo:

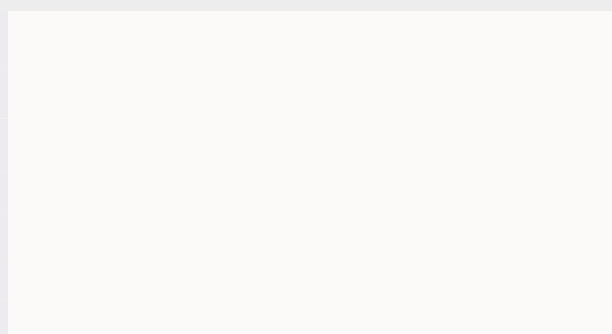

Rozmer:

**90-3911102** 38 / 600 / 4100 mm PD

**90-4011102** 38 / 900 / 4100 mm PD

**90-1011102** 9,2 / 600 / 4100 mm Zástena

**90-0811102** 0,8/1300/4100mm HPL



Výsek

Celá platňa

U12044 XM

**Stucco Čierny**

Obj.číslo:

Rozmer:

**90-3912044** 38 / 600 / 4100 mm PD

**90-4012044** 38 / 900 / 4100 mm PD

**90-1012044** 9,2 / 600 / 4100 mm Zástena

**90-0812044** 0,8 / 1300 / 4100 mm HPL

U12187 SD

**Lichtgrau**

Obj.číslo:

Rozmer:

**90-3912187** 38 / 600 / 4100 mm PD

**90-4012187** 38 / 900 / 4100 mm PD

**90-1012187** 9,2 / 600 / 4100 mm Zástena

**90-0812187** 0,8 / 1300 / 4100 mm HPL

U12290 MP

**Anthrazitgrau**

Obj.číslo:

Rozmer:

**90-3912290** 38 / 600 / 4100 mm PD

**90-4012290** 38 / 900 / 4100 mm PD

**90-1012290** 9,2 / 600 / 4100 mm Zástena

**90-0812290** 0,8 / 1300 / 4100 mm HPL


# OPRACOVANIE PRACOVNÝCH DOSIEK

Opracovanie, prírezy dosiek a formátovanie. S najmodernejším zariadením je možné splniť Vaše prania od jednoduchých otvorov na upevnenie dosiek až po náročné frézovanie pre výplne zábradlia alebo častí nábytku.

## FORMÁTOVANIE



## FRÉZOVANIE



ATYPICKÝCH DIELCOV  
OTVOROV  
OBLÚKOV  
SPOJOV  
HRÁN

# twd<sup>®</sup>



**twd SK, s.r.o.**

Priemyselná 15278/14, 974 01 Banská Bystrica  
mobil: +421 914 100 000, e-mail: info@twd.sk



**twd.sk**